

Registering for Connect through MyCanvas

Accessing Your Required
Course Material





connect[®]

Because learning changes everything.[®]

How do I Register?

How to Register

1. Log in to **MyCanvas** and navigate to your course.
2. Select **Courses** from the navigation bar.
3. Select the **McGraw Hill Connect** link click begin.
4. Enter your student email address and click begin. If you already have a Connect account enter your password otherwise you will have to complete a brief registration.
5. Enter your 20-Digit Connect Access Code, Buy your Access code Online, or start a two week temporary access.
6. Confirm your access to the course material
7. Congratulations! You have now registered your Connect access. You can click “GO TO CONNECT” to access the resources directly, or return to My Canvas

How to Register

The screenshot displays the MyCanvas interface for a user named 'toddemocourse' in 'Todd's Demo Course'. The left sidebar contains navigation options: Home, Assignments, Discussions, Grades, People, Syllabus, Conferences, Collaborations, McGraw Hill Campus, McGraw-Hill Connect, McGraw-Hill Single Sign-On, Tegrity Classes, ConnectED - DEV, and Badges. The 'Courses' link in the sidebar is highlighted with a red box. The main content area shows the McGraw Hill Education 'connect' logo and a message: 'Let's get started by registering and joining your class with Connect. You'll only have to pair your class once.' A blue 'Begin' button is highlighted with a red box. A yellow callout box points to the 'Courses' link with the text '2. Navigate to Courses'. Another yellow callout box points to the 'McGraw-Hill Connect' link with the text '3. Select McGraw Hill Connect'. A third yellow callout box points to the 'Begin' button with the text '1. Log into MyCanvas'. A fourth yellow callout box points to the 'Begin' button with the text 'Begin your registration'.

1. Log into MyCanvas

2. Navigate to Courses

3. Select McGraw Hill Connect

Begin your registration

How to Register

4. Enter your student email and click “BEGIN”.



Welcome

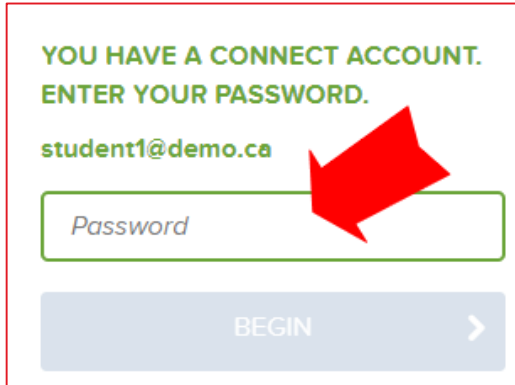
Enter your email to join this class:

Email

By using this site you agree to the Terms of Use and Privacy Notice.

A red arrow points to the email input field.

4a. If you already have a Connect account, enter your password.

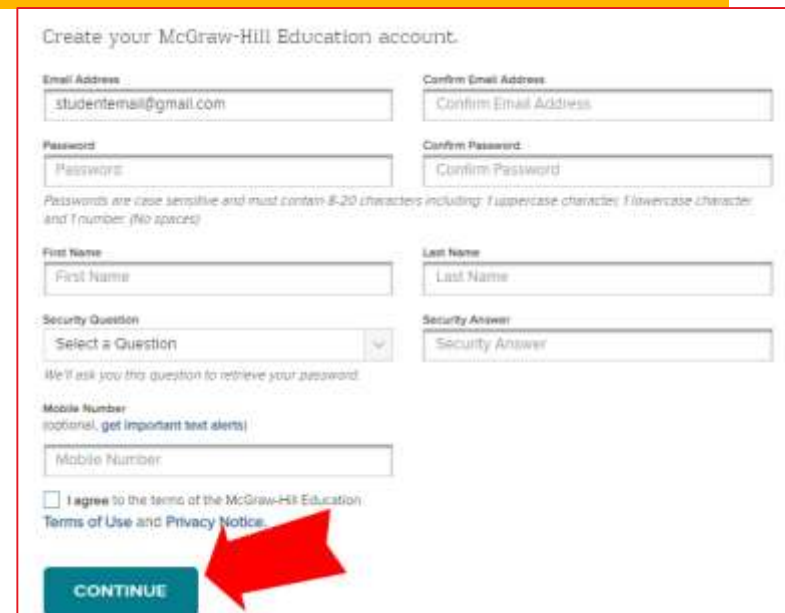


**YOU HAVE A CONNECT ACCOUNT.
ENTER YOUR PASSWORD.**

student1@demo.ca

A red arrow points to the password input field.

4b. If you do not have a Connect account, complete the form, and click “CONTINUE”.



Create your McGraw-Hill Education account.

Email Address Confirm Email Address

Password Confirm Password

Passwords are case sensitive and must contain 8-20 characters including: 1 uppercase character; 1 lowercase character; and 1 number. (No spaces)

First Name Last Name

Security Question Security Answer

We'll ask you this question to retrieve your password.

Mobile Number (optional, get important text alerts)

I agree to the terms of the McGraw-Hill Education Terms of Use and Privacy Notice.

A red arrow points to the CONTINUE button.

How to Register

5. Enter your 20-Digit Connect access code, Buy your access code Online, or start a two week temporary access.

How to access your course materials:

<p>Use Connect Code</p> <p>To access Connect, first enter your 20-digit access code.</p> <p>Access Code</p> <input type="text"/> <p>What is this?</p> <p>REDEEM</p>	<p>Connect</p> <p>Easy-to-use digital learning solution: ebook, homework, and adaptive learning.</p> <p>BUY IT</p>	<p>Temporary Access</p> <p>Get started now with two weeks free of access to Connect. Your work will be saved and available to you and your instructor once you purchase.</p> <p>ACCESS NOW</p>
---	--	--

6. Confirm your access to the course material

Digital Access to: Connect

	<p>Kerin: Marketing: The Core 5TH EDITION, © 2018 By Roger Kerin ISBN:1259269272</p> <p>Component Products: LearnSmart</p> <p>Access to your temporary access will expire 2 weeks from today on Sep 12, 2018.</p>	<p>You are activating 2 weeks of temporary access.</p>
<p>CONFIRM BACK</p>		

7. Congratulations! You have registered your Connect access.

Success

REDEEM ACCESS TO THIS PRODUCT EXPIRES 09/12/18

GO TO CONNECT!



connect[®]

Because learning changes everything.[®]

How Can I Get Support?

Support and Accessibility



Hours of Support (EST Time):

Mon – Thurs : 24 hours
Fri: 12 AM - 9 PM EST
Sat: 10 AM - 8 PM EST
Sun: 12 PM – 12 AM EST

Technical Support and Live Chat:




<https://mhedu.force.com/CXG/s/ContactUs>

Visit our Portal:

<https://www.mheducation.co.uk/higher-education/students>

Accessibility

If you have any questions or concerns about interacting with our products, please contact your university's accessibility office.





Do you want to be a Student Ambassador?



Are you interested in being a voice for the students? We are looking for university students who are passionate about digital learning, keen to support their peers and develop their professional skills.

As a digital learning advocate, you can connect with students and instructors in their institution by **sharing your first-hand experiences** and **best practices of using McGraw Hill digital products**.

By working closely with McGraw Hill staff, you can gain **real-world experience** and **professional development skills** to educate faculty and their students on the benefits of implementing and utilising digital learning tools to improve academic outcomes.

Visit our [website](#) to learn more about the programme
Or send an email to marketing.emea@mheducation.com

Follow us on:

